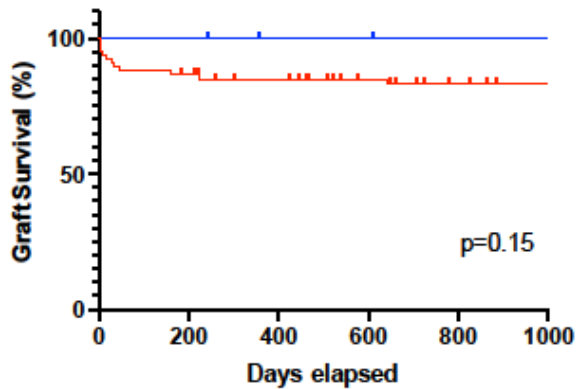


DOI: 10.1503/cjs.023120

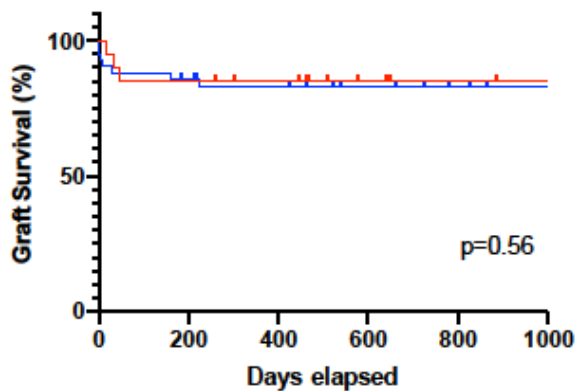
Online appendices are unedited and posted as supplied by the authors.

Appendix 1. Survival analysis of liver recipients stratified by donor anticoagulation practices.



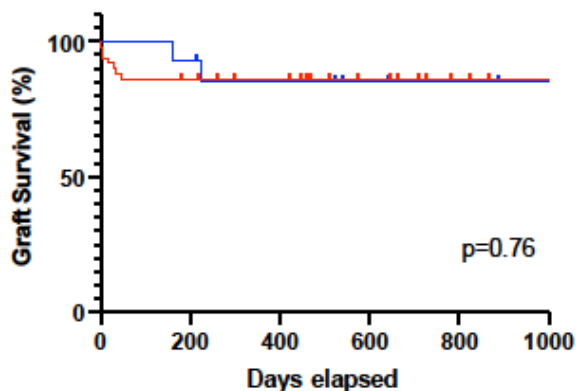
— Heparin
— No Heparin

	0	200	400	600	800	1000
Heparin	66	58	52	44	38	35
No Heparin	9	9	8	8	7	7



— Heparin at Withdrawal of Life-Sustaining Measures
— Heparin at Onset Hypoxemia/Hypotension

	0	200	400	600	800	1000
Earlier	20	18	16	12	10	9
Later	42	36	32	28	25	23



— Heparin Dose \geq 300 units / kg
— Heparin Dose < 300 units / kg

	0	200	400	600	800	1000
High Dose	51	43	39	33	28	26
Low Dose	14	14	12	10	9	8